

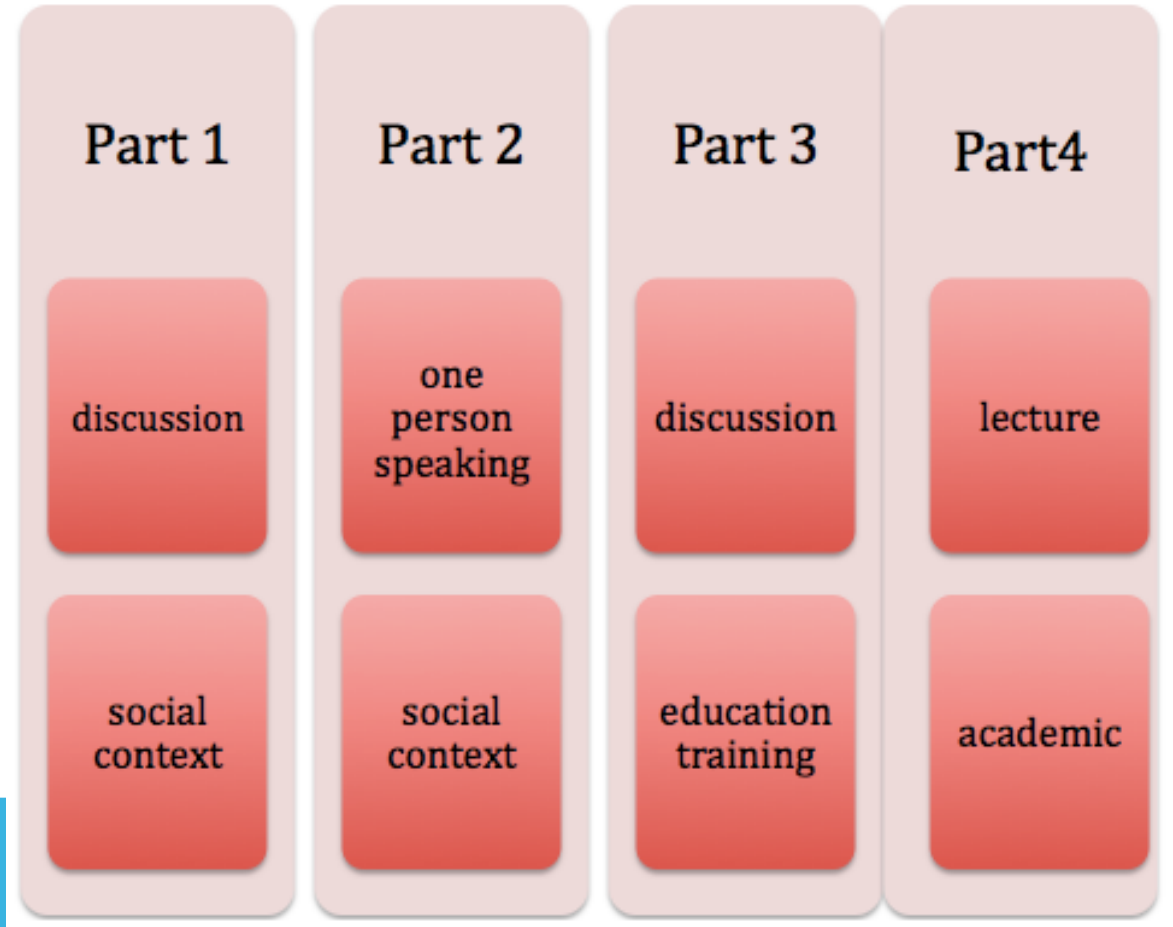
IELTS LISTENING: 10 TIPS TO GET A HIGH SCORE



IELTS LISTENING

- 40 minutes

- 30 + 10



10 TIPS FOR LISTENING

Before
the exam

in the exam
Before you
listen

in the exam
While you
are listening

in the exam
After you
listen

BEFORE YOU TAKE THE EXAM

1. Practice makes perfect


- Native speakers don't get 100%!
- 1 test per week
- Force yourself to listen once only

2. Get used to different accents

British v American Pronunciation

British Place Names

One woman - 17 accents



Get into TV
shows with
different
accents
- eg *Dr Who*

3. Understand Word-Building

- Using prefixes and suffixes to modify or create new words, eg:

geothermic

biotechnology


precognition

- Also useful for IELTS reading
- It tests your ability to understand unknown words from their context
- Helps with spelling and parts 3 and 4

Prefixes

IN THE EXAM: *BEFORE* YOU LISTEN

4. Read the Questions

- Use *all* the time they give you.
 - It's easy to make mistakes. IELTS will try to trick you!
 - Think about the topic and vocabulary.
 - Predict the answers.
- 

Part of Speech

Number? \$ % 0.5

Noun – name, location...

Verb

Adjective

Technical vocabulary

Synonyms

luggage > baggage

reservation > booking

holiday > vacation

Tricks

Negatives

Corrections

Unusual spellings

Similar but different,

'Smith' ... 'Smythe'

**You won't understand everything.
Relax! Don't panic.**

**Trust your ears: write what you hear,
not what you imagine**

13

17

30

60

14

18

40

70

15


19

50

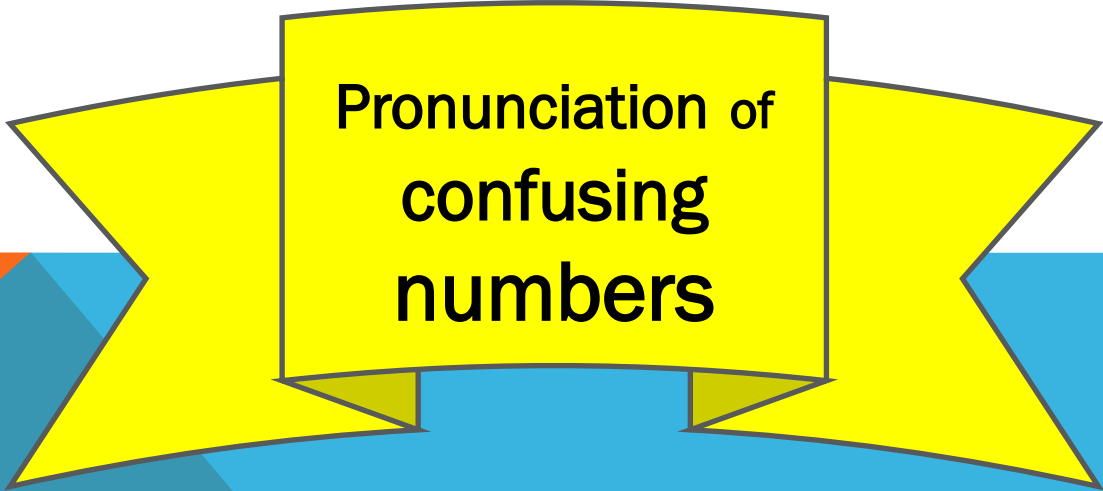
80

16

90



Pronunciation of
confusing
numbers



5. Completing information

- Top to bottom or 1-10
- Same for reading
- Don't give extra information

Notes on sports club

Example	Answer
Name of club:	<i>Kingswell</i>

Facilities available: Golf

1

2

Classes available: • Kick-boxing

• 3

Additional facility: 4 (restaurant opening soon)

	Albany	Watford
Distance from nearest city	<i>Example: <u>150 miles</u></i>	17 miles
Population	(1) _____	80 - 90000
Advantages	friendly, relaxed slow pace of life	good entertainment
Disadvantages	(2) _____ no jobs	(4) _____ crime
Main industry	(3) _____	electronics light engineering
Climate	wet and windy	(5) _____
Main attractions	beautiful beaches	(6) _____

IN THE EXAM: *WHILE* YOU ARE LISTENING

6. JUST listen

- Do not read and listen at the same time!
- Sections 1 + 2: Write your answers but **don't erase or check**
If you aren't sure, write both ideas and choose at the end
- Sections 3 + 4: Try closing your eyes and just listening.
Visualise the information (see it in your mind)
Write answers after you listen in the time given.

7. Spelling is important

- Check at the end – not while you are listening
- Plurals / singular. +s or +es? *Princesses, churches*
- £ \$ € %
- Remember: trust what you *hear*
- Unknown words: best guess, think about English spelling patterns. Know your prefixes and suffixes.

Spelling Game



8. Look forward, not back

- You only hear it once
- Read what's coming, not what you just did
- Don't check your answers
- Use keywords to keep up
- Don't get stressed – stay focused
- Sections 3 + 4: try closing your eyes and just listening



9. Visualise

- Use this technique for parts 3 and 4
- See the information in your mind
- This will help you focus and remember detail
- You can even close your eyes
- Focus on detail
- Practice at home



AFTER YOU LISTEN

10. Use the time!

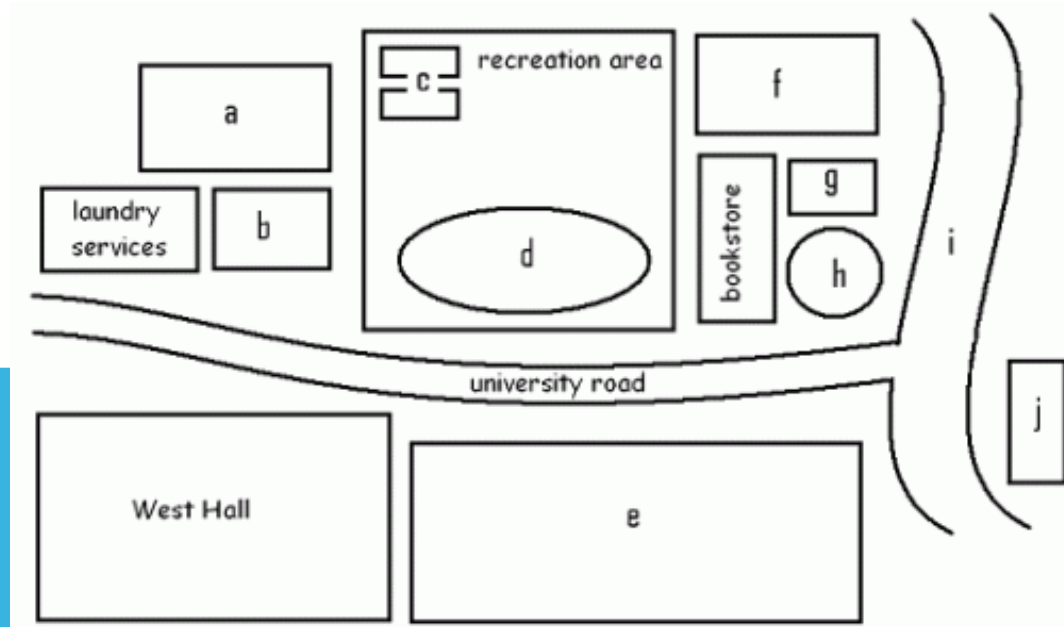
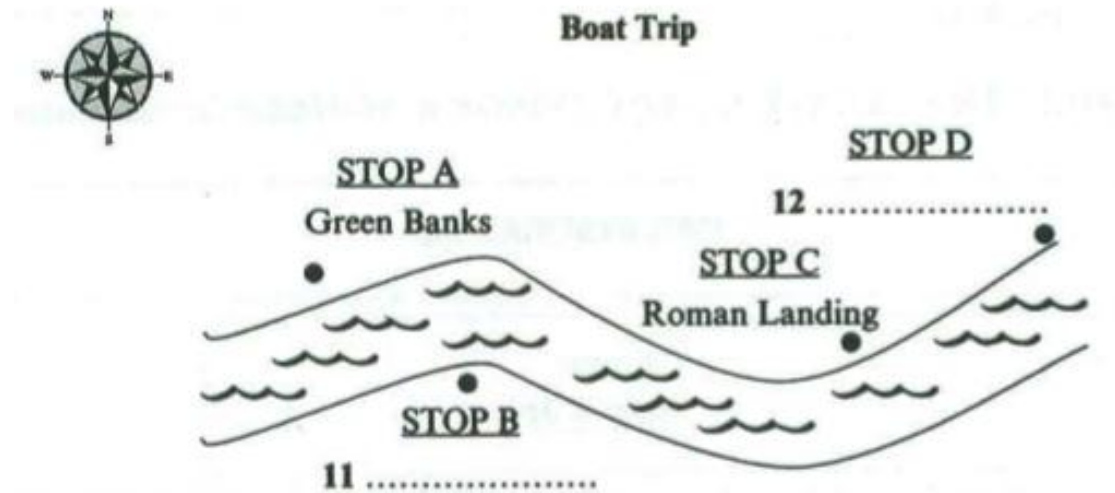
- Check, check and check again...or read ahead.
- Sections 1 and 2: spelling, plurals, number of words
- Sections 3 and 4: check your answer matches the meaning of the question or fills the gap. Check part of speech – noun or verb? Verb tense or plural noun?

**ANSWERING THE HARDER
QUESTIONS**

**MAPS, DIAGRAMS AND
FLOWCHARTS**

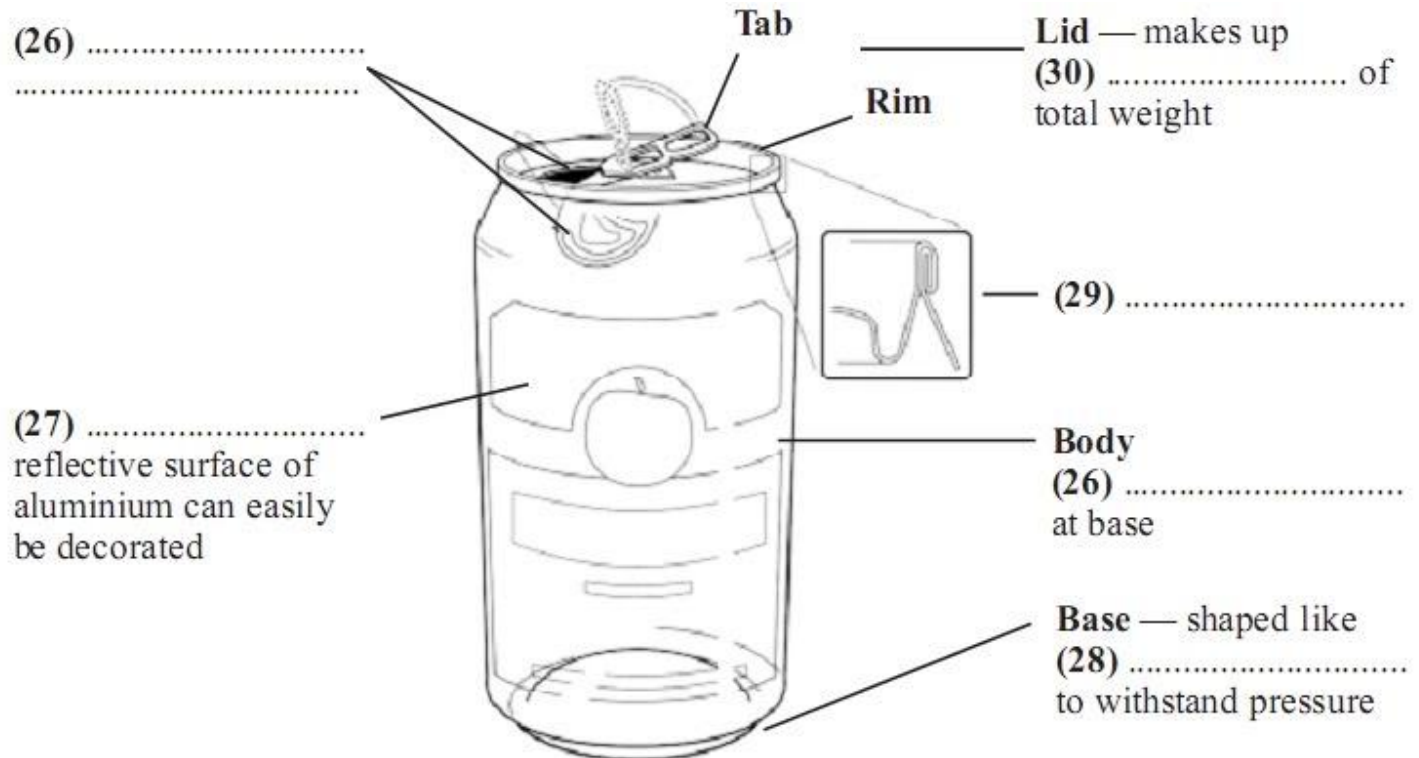
Maps

- Use reading time to look carefully at the map
- Predict before you listen
- Review directions phrases, *north, south, east, west etc*



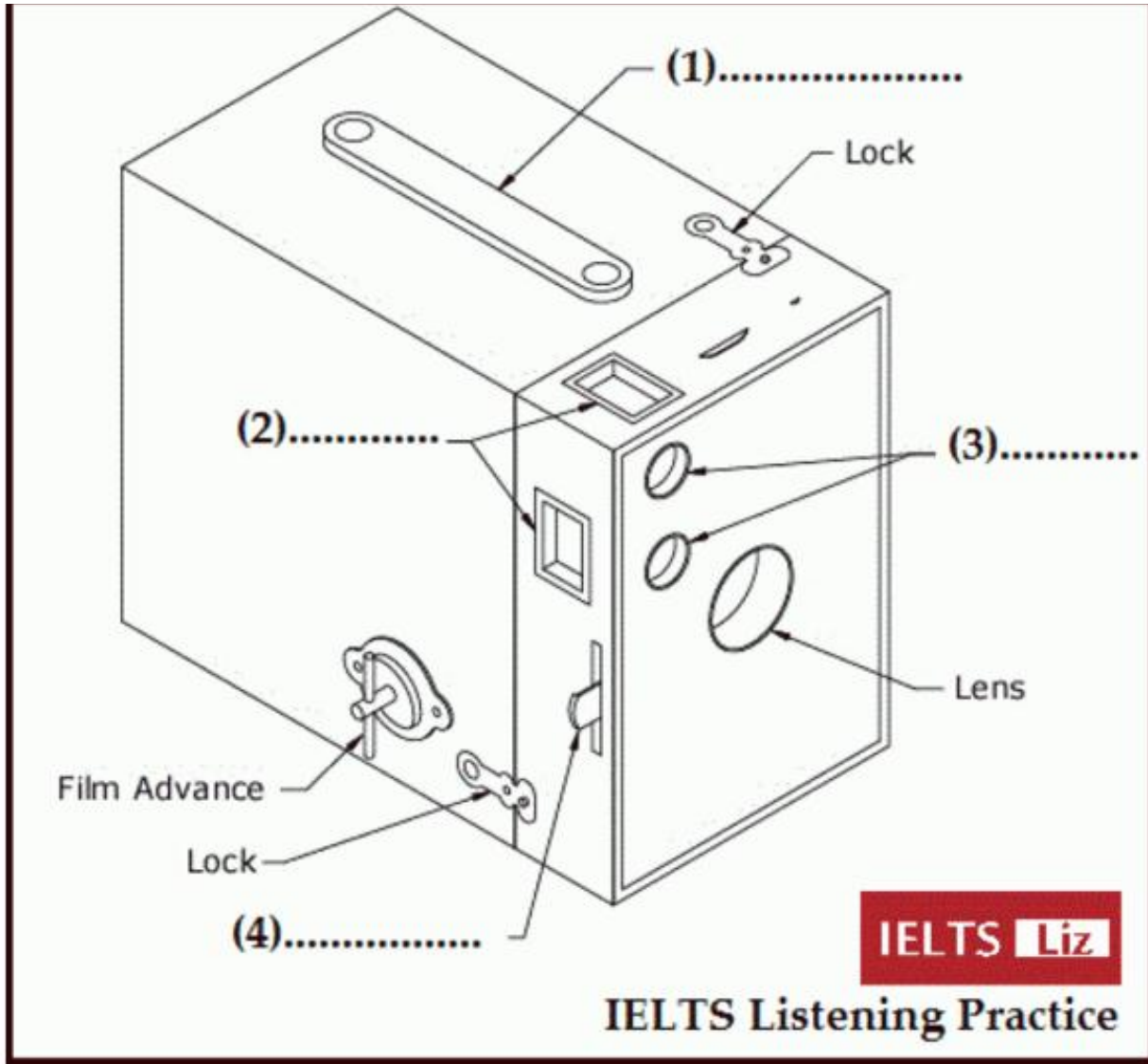
LABEL A DIAGRAM

- Use the title to help you get the topic
- Check the location of all the answers
- Answers will be in order
- Use key words
- Check the number of words you can use



The Brownie Camera

Label the diagram using no more than two words and/or a number.



Practice

Answers

1. strap
2. viewfinder
3. viewfinder lens
4. shutter lever

Vocabulary for maps and diagrams

at the top/at the bottom

on the left/on the right/on the far side

North/South/East/West

to the north/to the west

slightly west of

in the southwest/in the northeast

in the middle of/in the centre of

above/below

runs alongside

inside/outside

opposite/in front of

left hand side/right hand side

clockwise/anticlockwise

a little beyond

just past

before you get to

adjoining

enter via



Very often scientific

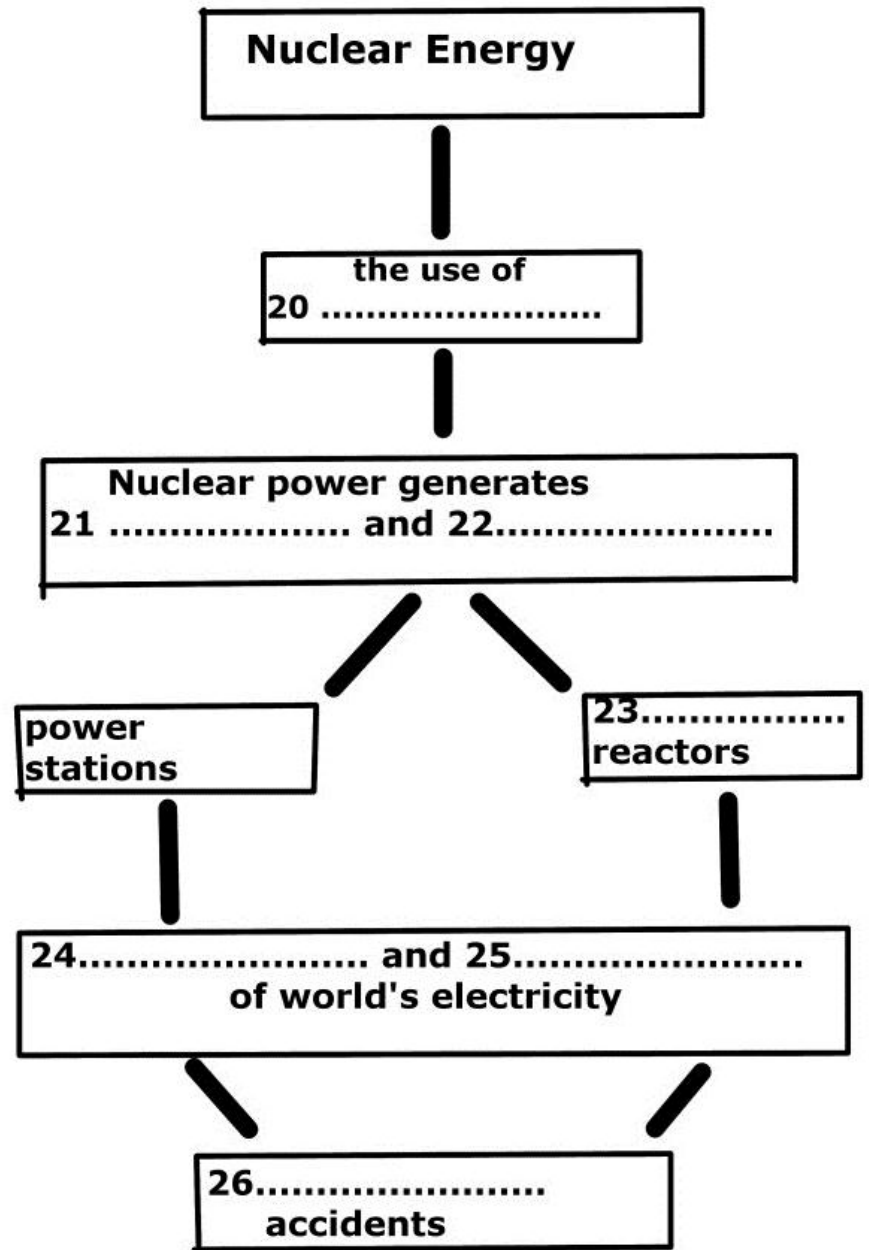
Technical vocabulary that you might not know

Don't panic!

It's testing your ability to find a technical word

Predict noun, verb, etc

Use the key words



A yellow sticky note is pinned to a white surface with a red pushpin at the top center. The word "REMEMBER" is written in black, uppercase, sans-serif letters. Below the word is a horizontal line, and a curved arrow points from the end of the line back to the word.

REMEMBER

A blue sticky note is pinned to a white surface with a pink pushpin at the top center. The word "Important" is written in black, cursive letters. Below the word is a horizontal line, and a curved arrow points from the end of the line back to the word.

Important