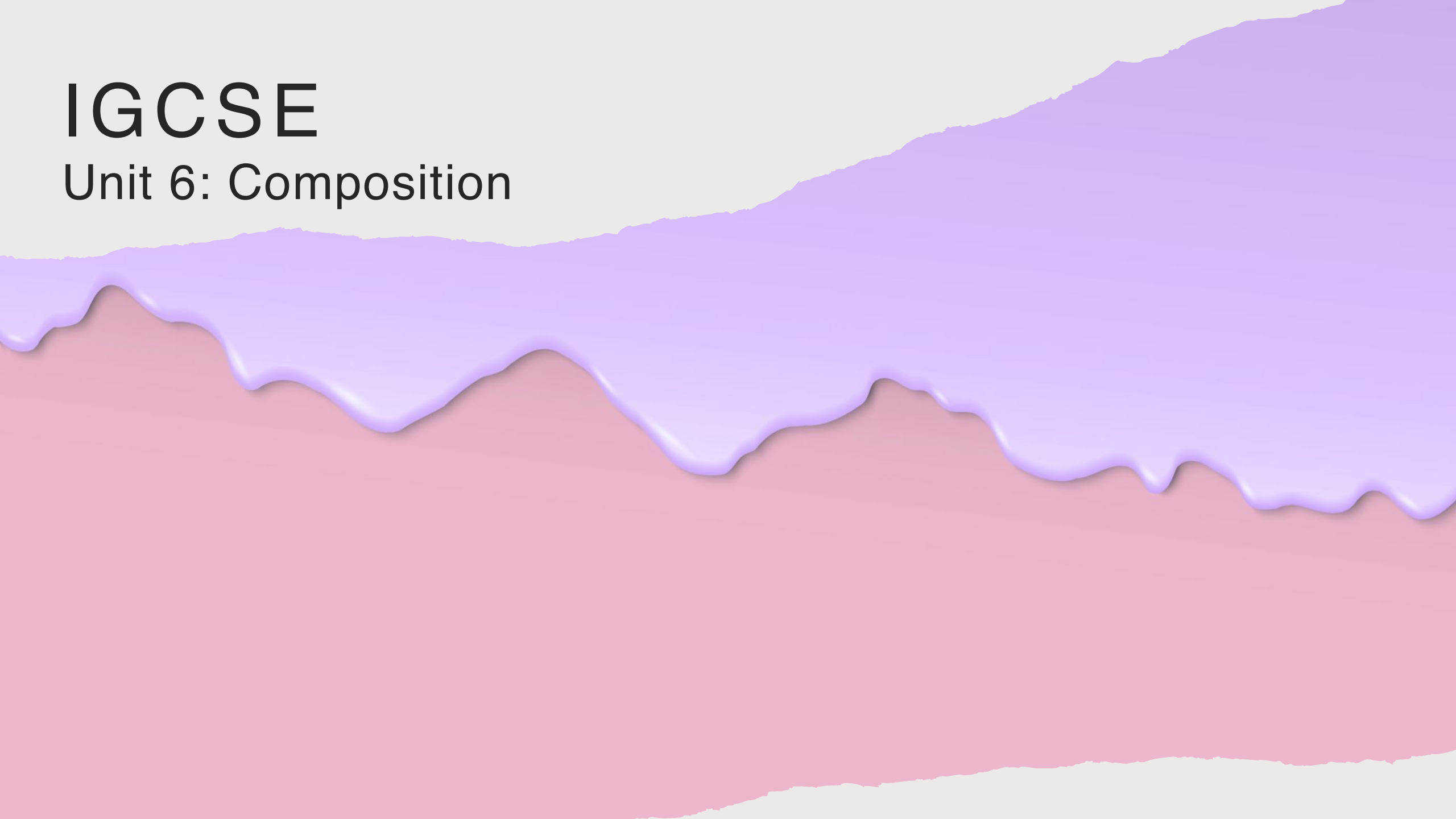


IGCSE

Unit 6: Composition



SCHEDULE:

- Plot Pyramid
- Task 1; Watch and answer
- Task 2: Identify the 5 parts
- Task 3: Round Robin / Exposition writing
- Task 4: Flat action – Rising action
- Homework

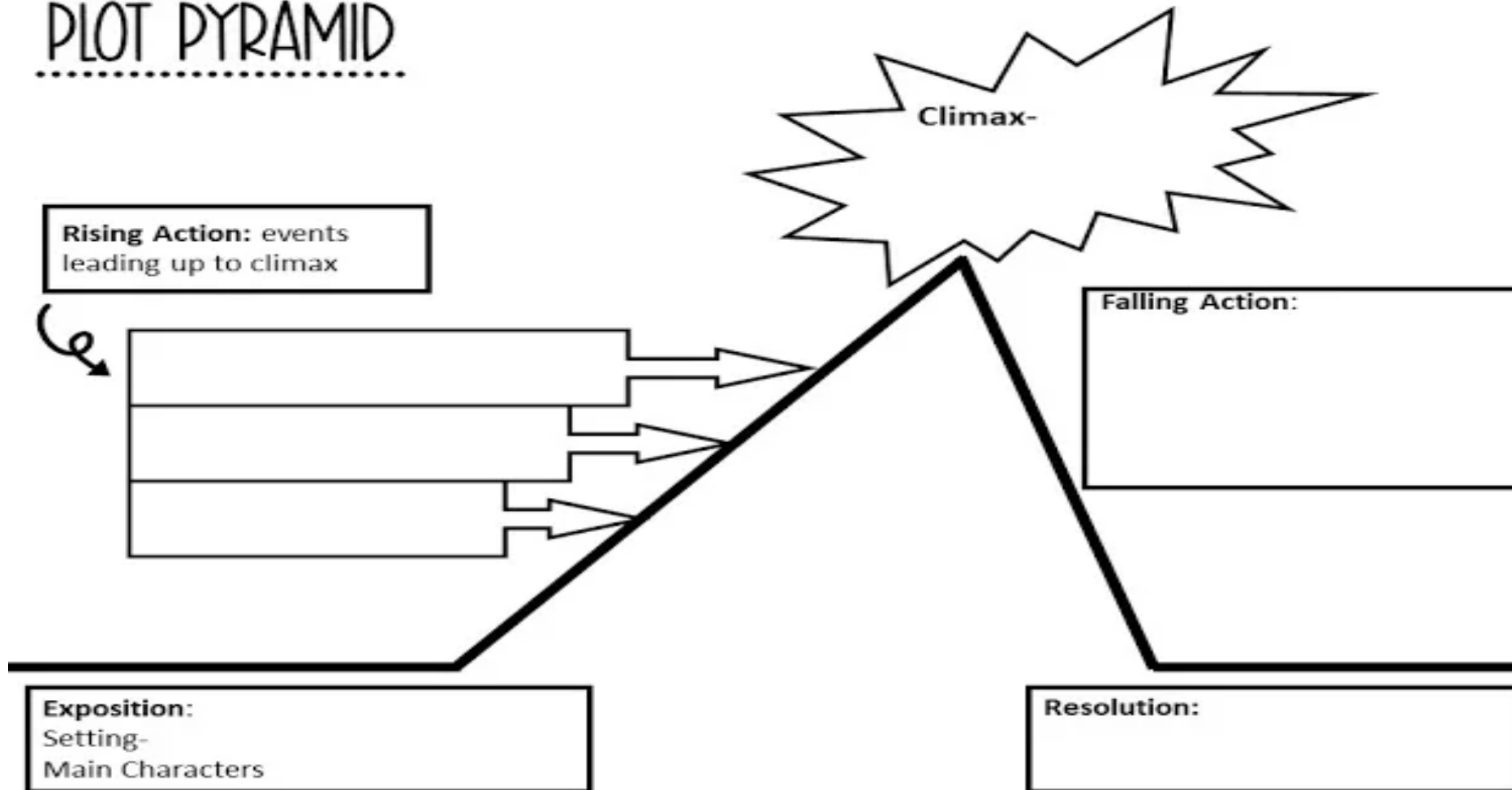
OBJECTIVES:

SWBAT understand the plot pyramid by writing an exposition paragraph, by themselves and in groups of 4-5

SWBAT write the rising action paragraphs of their story as individuals or in groups of 4-5.

WHAT DO YOU THINK WE WILL DISCUSS TODAY?

PLOT PYRAMID



Handout
printable

TASK 1:

WHAT KIND OF WRITING ARE WE LEARNING ?

Watch and listen



https://youtu.be/L__N1uA4J3A

TASK 1:

Write down what happens in each part of the story.

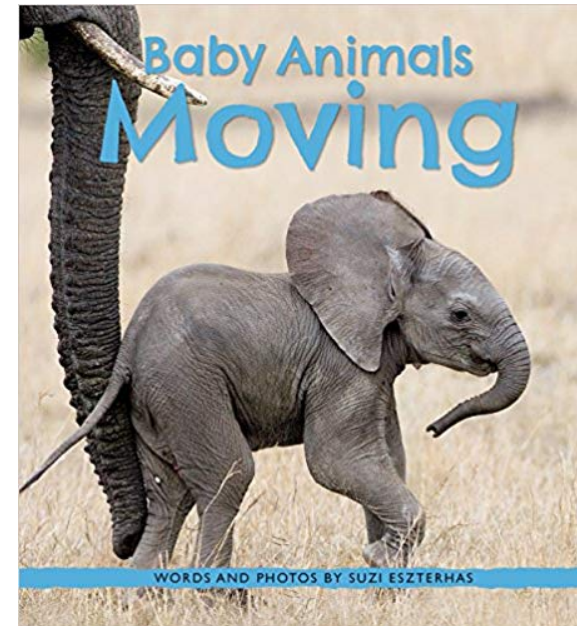
1. Exposition
2. Rising Action
3. Climax
4. Falling Action
5. Resolution/ Denouement



https://youtu.be/L_N1uA4J3A

WHAT IS NARRATIVE WRITING?

- Narrative writing is writing that tells a story
- It can be fiction or nonfiction



WHAT IS NARRATIVE WRITING?

- Reflections (thoughts and attitudes)
- Emotions (feelings and memories)
- Descriptions (of people and places)
- Usually written in the past tense

WHAT SHOULD NARRATIVE WRITING INCLUDE?

- Characters

- Plot

- Dialogue

- Figurative language

- Sensory Details

Exposition:

Characters Backstory
Setting

Similes, metaphors, personification,
and alliteration

Sight, sound, smell, taste, and
touch, .

PLOT PYRAMID

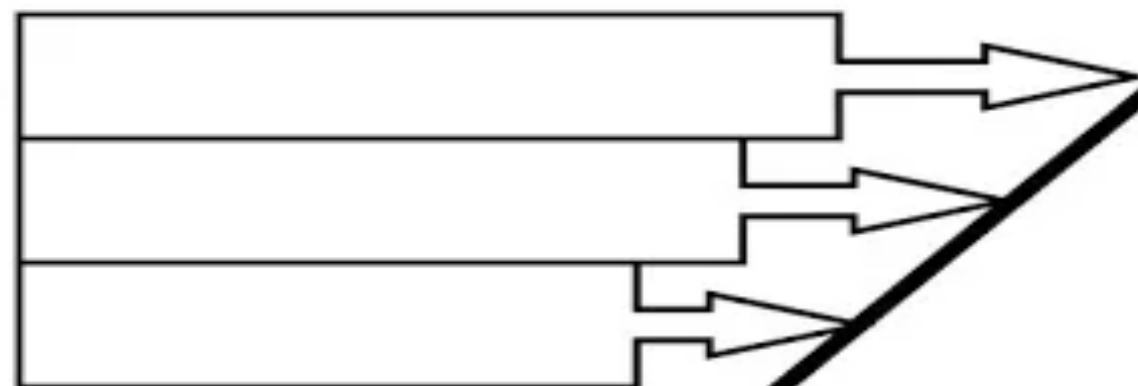
Rising Action: events leading up to climax

Climax-

Falling Action:

Exposition:
Setting-
Main Characters

Resolution:



WORD CHOICE MATTERS

Whether your narrative is serious or amusing, sad or cheerful, depends on your choice of vocabulary

A bright Sunday
morning in early June.



A cold night in
November.



TASK 2: IDENTIFY THE 5 PARTS

- Exposition
- Rising Action
- Climax
- Falling Action
- Resolution/ Denouement



<https://youtu.be/fRX0tXX2U18>

TASK 2: IDENTIFY THE 5 PARTS

- Exposition
- Rising Action
- Climax
- Falling Action
- Resolution/ Denouement



<https://youtu.be/fRX0tXX2U18>

EXPOSITION

- Your introduction
- Introduce characters
- Setting (where you are)
- Introduce main conflict to your story

EXPOSITION

Make sure the key information is made known in the exposition.

Don't spend too much time here before introducing your conflict because otherwise you will not give enough time to the rising action.

UPCOMING HOMEWORK

11A --- You will turn in
your written narrative

11B --- You will turn in
your written group writing

**This will be turned in at
the end of the class.**

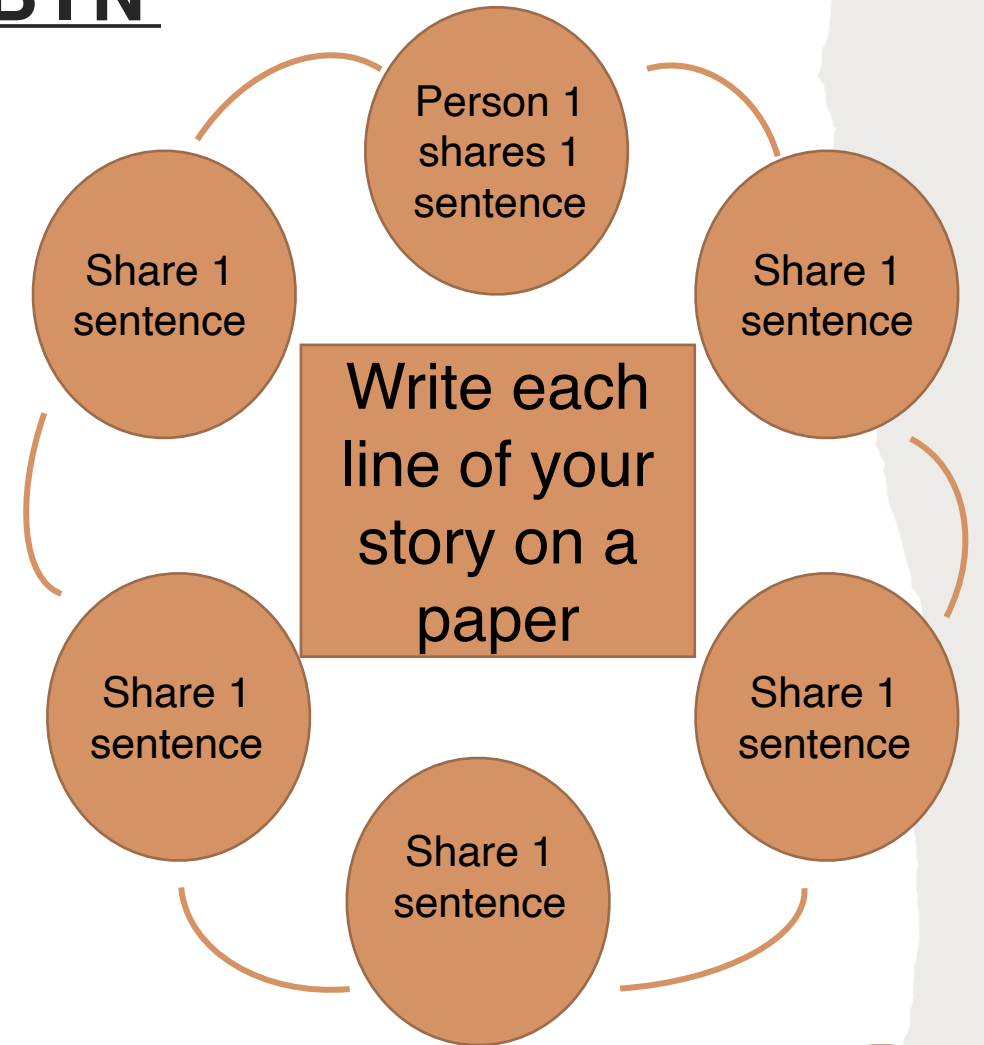
TASK 3: ROUND ROBIN

EXPOSITION

In your teams you will share one sentence to a story. Writing your teams exposition. It must be at least 6-8 sentences.

Person 1: There once was a boy named Peter.

Person 2: He lived _____



TASK 3: WRITE AN EXPOSITION

(5 - 8 MIN)

9A

Step 1: Title your writing (whatever story you want to tell.)

Step 2: Write at least one paragraph consisting of 70-100 words

Step 3: You must include!!!

- Story characters (**do not just list them**) tell the story
- Story setting
- Begin to introduce the conflict of your story.

SHARE YOUR EXPOSITION WITH A FRIEND.

9A

Give your writing to the person across from you

1. Write one comment about what they did well.
2. Write one comment about what they can improve.
3. Did they include all the important things of an exposition?
4. Did they include all the important things of an exposition?
5. Did they include all the important things of an exposition?
6. Did they begin to introduce a small conflict?

RISING ACTION

It is the incident that sets your story into action.
(the beginning of your problem)

It is like the beginning of a rollercoaster – building the story up until everything comes crashing down!

Have your conflict build.



RISING ACTION

Builds tension / suspense – influence the readers feelings

This is the **LARGEST** part of your essay.

Ends with the climax




RISING ACTION – CREATE CONFLICT

What obstacle is stopping your protagonist?

Think "**but**" instead of "**and**"

Write about something that creates a problem / conflict for the characters that sets in motion a series of significant events that will lead to the climax.



TASK 4:

CHANGE THE FLAT ACTION INTO RISING ACTION

Flat Action

The bunny princess left her burrow and headed south along the riverbank towards the squirrel kingdom. As she hopped along under the shady trees, she saw a fairy. The bunny princess stopped to sing a song with the fairy and then continued on her way.

Rising Action

The bunny princess left her burrow and headed south along the riverbank towards the squirrel kingdom. As she hopped along under the shady trees, she saw a dragon. The dragon shot out a raging fireball at the bunny, missing her by an inch.

REMINDER:

There should be an obstacle in your characters way!

TASK 4: ROUND ROBIN

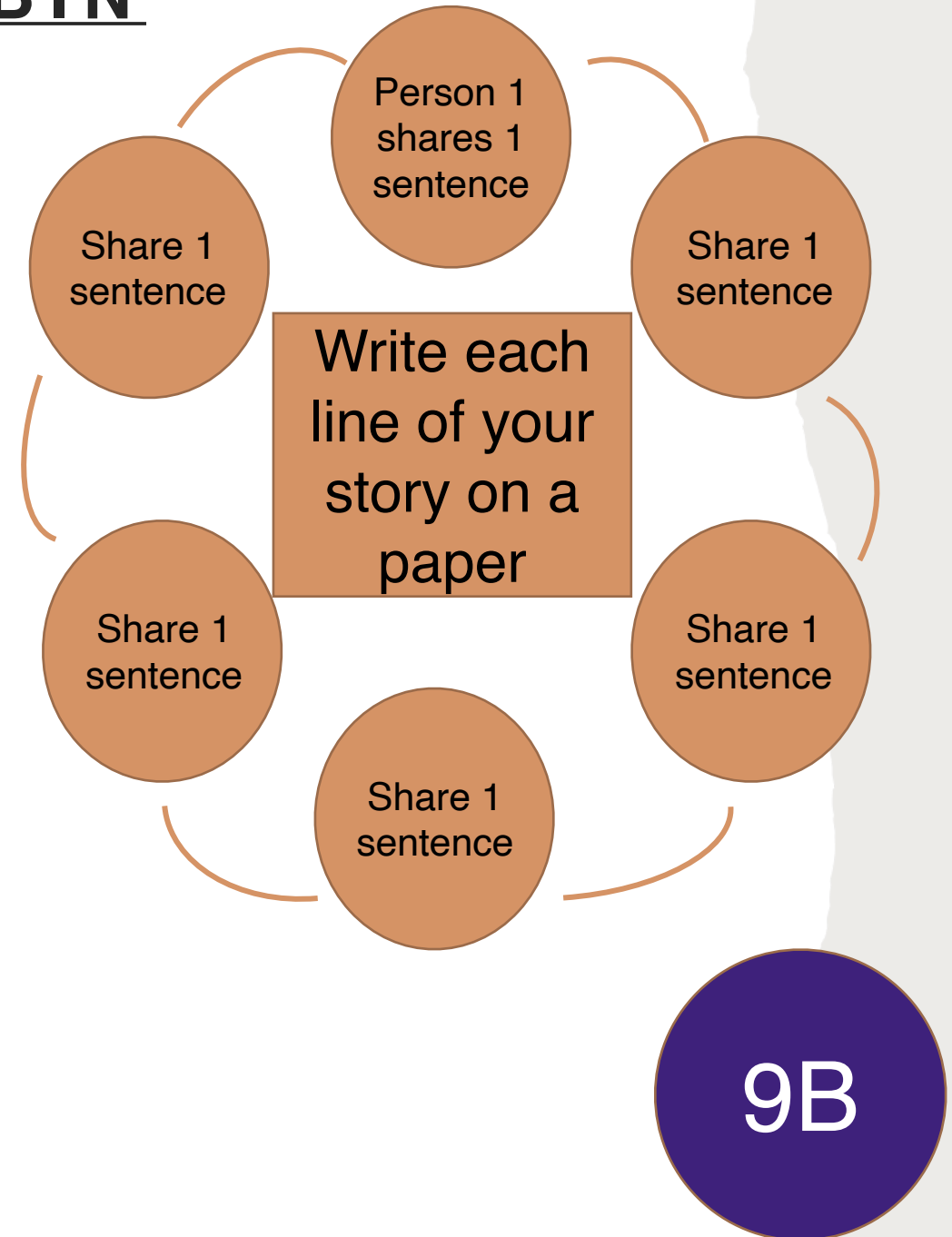
RISING ACTION

In your teams each person needs to share 1 line to create rising action.

(2 paragraphs written)

Remember this is about **introducing conflicts that build up to the climax.**

Person 1 & 2: As Peter headed to work he ran into his ex, Camilla. "Great" he thought. "HEY Peeeeeeter" Camilla purred.



TASK 4:
WRITE RISING ACTION PARAGRAPHS
(15-20 MINUTES)

Step 1: Write 3 paragraphs of rising action.

Reminders:

- Important things are happening
- Should not be smooth, new obstacles keep happening – it must enhance and build to your climax.
- You need to build suspense, tension and drama

TASK 4: WRITE RISING ACTION PARAGRAPHS

(15-20 MINUTES)

9A

Step 1: Write 3 paragraphs of rising action.

Reminders:

- Develop Characters
- Develop Relationships
- Success and failures

You will turn these in to be graded at the end of class.

Exposition + Rising Action

SHARE YOUR EXPOSITION WITH A FRIEND.

Give your writing to the person across from you

Write one comment about what they did well.

Write one comment about what they can improve.

Did they include obstacles to their protagonist?

Did the obstacles make sense and will lead to a climax?

HOMework:

11B -- You must turn in your Exposition and Rising Action team narrative writings (3 paragraphs)

11A -- You must turn in your notebooks with your written Expositions and Rising Action paragraphs (4 paragraphs total)