A hand-drawn rectangular border in black ink. Two paper clips are drawn at the top, one on the left and one on the right, appearing to hold the paper. There are some small, sketchy lines in the corners and along the bottom edge.

# 9Th Grade **First Language English**

Ms. Ichka  
Date: September 13 & 15

# Vocab QUIZ – 10 min 😊📝

- HAVE YOU CHECKED LMS AND MICROSOFT TEAMS?
- Did you try QUIZLET?

# You must have 2 NOTEBOOKS



**1. Homework/Assignments**



**2. Class notebook**

What is the difference bw.....

**Skim reading?**

**Scan reading?**


# **What is paragraphing?**



# Pg. 6, Day 56 –Luxor

The passage is about a stop in Egypt during a journey from the North Pole to the South Pole without using air transport.

HOW TO GUESS THE MEANING  
OF UNKNOWN WORD?



TO GUESS THE WORD MEANING....

## **1. Context**

- \* Other words around them**
- \* Near sentences**

## **2. Meaning of STEM or PREFIX**

- \* Stem is a base word**
- \* Prefix is a first part attached to the base word.**



# Guess the meaning .....

**WITHOUT** using the dictionary!

*1. Monumental*

1. Imposing, impressive

*2. hieroglyphic*

2. symbols, signs

*3. Incorporating*

3. encompassing, including

*4. Debris*

4. rubble, litter

*5. Devour*

5. consume, swallow

Which word and phrases in the passage best illustrate the appearance of:

- a. the West Bank and the Valley of the Kings (para 5 and 6)?
- b. the tomb of Pamases 3 (para 8)?
- c. the Nile at sunset (para 9)?

- Scan the passage for info given about Luxor & identify the key phrases.

Key phrase	Point
Barren, rubble-strewn desert	Wasteland

# Day 56 –Luxor

- **Content?**

- **Style?**

- **Structure?**

- Pronouns?

- Guide books
- Genre of travel writing which aims to entertain as well as inform.
- Chronological journey
- We/us, and I/me

## 2 types of SUMMARY



**SUMMARY #1**

1. *In your own words,*
2. *Contains only the ideas of original text,*
3. *Well-planned and structured*
4. *No inserting your own opinion.*



**Summary #2**

1. Just copied from original text
2. No organization and no structure
3. Too much unnecessary points.

# Summary Writing Process

**1. Skim-reading:** Read for GIST of time, place, genre, topic, identifying unknown words.

**2. Scan-reading:** After reading the summary question and underlining its key words, return to passage and highlight the relevant material for each part of the question.

**Select -->** only the ESSENTIAL WORDs or PHRASEs

**Exclude -->** Examples, repetitions, direct speech, figurative language and trivial details.

**3. Transfer to plan:** Transfer the highlighted material to make a list of all the relevant points, changing some of the words and phrases into your own words at the same time. Some technical words cannot be changed. **BUT!!!** Long phrases should NOT BE COPIED.

## 4. Structuring the plan:

The points in the plan should be **grouped logically and reordered**

- to make it possible to combine more than one point per sentence
- using brackets and arrows. This will make it possible to get all the points into a response within the word limit.

## 5. Writing the summary:

The summary should be **in an informative style, in complex sentences** (avoiding 'and'). **Check** afterwards for clarity and conclusion, and for unnecessary repetition, **all of which affect the writing mark**. The summary should be purely objective and without narrative, comment, introduction or conclusion.


# Robinson Crusoe Pg.8,9

- Who is he?
- Where is he?
- How did he get there?
- What happened to him?
- When did it happen?



Write a summary of Robinson Crusoe's situation which includes his:

- 
- Needs
  - Difficulties
  - Fears
  - Disappointments



1. Make a brief notes under each heading.
2. Write a one-paragraph summary IN MODERN ENGLISH. USE ALL YOUR NOTES! :)

When you change info into your own words, DO NOT CHANGE THE MEANING OF IT.

# Announcement

01

Review today's lesson on LMS --> named as "2. Day 56- Luxor & Robinson Crusoe".

02

NEXT 40 min lesson will be uploaded on LMS on Friday --> named as "3. Summary".


03

Check "Teams" - I will let you know more on there.

04

Take a QUIZ (LMS) on Friday (this will be your ATTENDANCE).

This heart is for those who do their homework <3



# Homework

---

- 1. WRITE summary of Day 56-Luxor USING SUMMARY WRITING PROCESS.**
- 2. List down** all the vocab words that are NEW FOR YOU and write the meaning and synonyms (and MEMORIZE THEM)
- 3. Memorize the 5 words & NEXT CLASS-VOCAB QUIZ.**